

TECHNOLOGY FOR THE WELDER'S WORLD.



# MIG/MAG Welding Torches MB EVO PRO

air & liquid cooled

**Just what you need!**



[www.binzel-abicor.com](http://www.binzel-abicor.com)

# MIG/MAG Welding Torches "MB EVO PRO" air cooled

## Rating 150 A up to 230 A

The MB EVO PRO torch series represents a totally new concept in welding torch design, form and function. Unique ergonomics, following extensive research, provide a greater sense of control, enabling the welder to feel as "one" with his torch. The trigger position, trigger design and ball joint construction guarantee optimum balance and comfort in all welding positions.

Air cooled MB EVO PRO welding torches feature the reduced weight "BIKOX® LW" cable assembly, for even better handling and scientifically proven reduced operator fatigue, in all welding positions. Improved handling and reduced strain have further been shown to have a measurable impact on weld seam quality.

MB EVO PRO torches offer the best performance to weight ratio of any comparable torch on the market.

- Low weight BIKOX® (LW) – offering weight reduction of up to 34%
- Genuine two-component handle – robust and ergonomic
- Optimum trigger position and tapered handle design – for precise predictable handling
- Unique internal geometry for air cooled torches – enabling a cooler grip with maximum mechanical strength
- Proven "MB" wear parts – for long, economic service life
- Robust, optimised central connector



### MB EVO PRO 15

#### Technical data (EN 60 974-7):

Rating:	180 A CO <sub>2</sub> 150 A Mixed Gases M21 (DIN EN ISO 14175)
Duty cycle:	60%
Wire size:	0.6 – 1.0 mm

### MB EVO PRO 25

#### Technical data (EN 60 974-7):


Rating:	230 A CO <sub>2</sub> 200 A Mixed Gases M21 (DIN EN ISO 14175)
Duty cycle:	60%
Wire size:	0.8 – 1.2 mm

Torch complete Type	Handle	Part-No.			Swan neck	
		3 m	4 m	5 m	Type	Part-No.
MB EVO PRO 15	Type "MB EVO PRO"	002.0712.1	002.0713.1	002.0714.1	50°	002.0715.1
MB EVO PRO 25	Type "MB EVO PRO"	004.0671.1	004.0672.1	004.0673.1	50°	004.0663.1


# MB EVO PRO 15, MB EVO PRO 25

## Wear parts

### MB EVO PRO 15

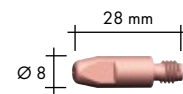
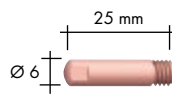


### MB EVO PRO 25



## Gas nozzle (10 pcs.)

	Ø A		Ø B	
Cylindrical	Ø 16	145.0041	Ø 18	145.0042
Conical	Ø 12	145.0075 <sup>1</sup>	Ø 15	145.0076 <sup>2</sup>
Tapered	Ø 9.5	145.0123	Ø 11.5	145.0124



## Contact tip (10 pcs.)

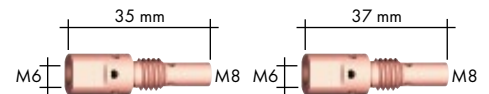
		M6	M6
E-Cu	Ø 0.6	140.0008	-
	Ø 0.8	140.0059	140.0051
	Ø 1.0	140.0253	140.0242
	Ø 1.2	-	140.0379
E-Cu for Al	Ø 0.8	141.0002	141.0001
	Ø 1.0	141.0007	141.0006
	Ø 1.2	-	141.0010
CuCrZr	Ø 0.6	140.0855	-
	Ø 0.8	140.0062 <sup>1</sup>	140.0054
	Ø 1.0	140.0256	140.0245 <sup>2</sup>
	Ø 1.2	-	140.0382

## Nozzle spring (100 pcs.)



	002.0058 <sup>1</sup>	003.0013 <sup>2</sup>
--	-----------------------	-----------------------

## Gas nozzle holder (VE=1) / Contact tip holder (VE=10)



M6	002.0078 <sup>1</sup>	142.0001 <sup>2</sup>	142.0267.10
----	-----------------------	-----------------------	-------------

Liner	for 3 m				for 4 m				for 5 m			
	Ø 0.6	Ø 0.8	Ø 1.0	Ø 1.2	Ø 0.6	Ø 0.8	Ø 1.0	Ø 1.2	Ø 0.6	Ø 0.8	Ø 1.0	Ø 1.2
Liner	Ø 0.6	124.0011	124.0011 <sup>1</sup>	124.0011	124.0012	124.0012 <sup>1</sup>	124.0012	124.0012	124.0015	124.0015 <sup>1</sup>	124.0015	124.0015
	Ø 0.8	124.0011 <sup>1</sup>	124.0011 <sup>1</sup>	124.0011	124.0012 <sup>1</sup>	124.0012 <sup>1</sup>	124.0012	124.0012	124.0015 <sup>1</sup>	124.0015 <sup>1</sup>	124.0015	124.0015
	Ø 1.0	124.0026 <sup>2</sup>	124.0026 <sup>2</sup>	124.0026	124.0031 <sup>2</sup>	124.0031 <sup>2</sup>	124.0031	124.0031	124.0035 <sup>2</sup>	124.0035 <sup>2</sup>	124.0035	124.0035
	Ø 1.2	124.0026	124.0026	124.0026	124.0031	124.0031	124.0031	124.0031	124.0035	124.0035	124.0035	124.0035
PTFE liner	Ø 0.6	126.0005	126.0005	126.0005	126.0008	126.0008	126.0008	126.0008	126.0011	126.0011	126.0011	126.0011
	Ø 0.8	126.0005	126.0005	126.0005	126.0008	126.0008	126.0008	126.0008	126.0011	126.0011	126.0011	126.0011
	Ø 1.0	126.0021	126.0021	126.0021	126.0026	126.0026	126.0026	126.0026	126.0028	126.0028	126.0028	126.0028
	Ø 1.2	126.0021	126.0021	126.0021	126.0026	126.0026	126.0026	126.0026	126.0028	126.0028	126.0028	126.0028
Carbon PTFE liner	Ø 0.6	127.0002	127.0002	127.0002	127.0003	127.0003	127.0003	127.0003	127.0004	127.0004	127.0004	127.0004
	Ø 0.8	127.0002	127.0002	127.0002	127.0003	127.0003	127.0003	127.0003	127.0004	127.0004	127.0004	127.0004
	Ø 1.0	127.0005	127.0005	127.0005	127.0007	127.0007	127.0007	127.0007	127.0008	127.0008	127.0008	127.0008
	Ø 1.2	127.0005	127.0005	127.0005	127.0007	127.0007	127.0007	127.0007	127.0008	127.0008	127.0008	127.0008

<sup>1</sup> Included in the standard equipment for complete torches MB EVO PRO 15.

<sup>2</sup> Included in the standard equipment for complete torches MB EVO PRO 25.

# MIG/MAG Welding Torches "MB EVO PRO" air cooled

## Rating 220 A up to 320 A

The MB EVO PRO torch series represents a totally new concept in welding torch design, form and function. Unique ergonomics, following extensive research, provide a greater sense of control, enabling the welder to feel as "one" with his torch. The trigger position, trigger design and ball joint construction guarantee optimum balance and comfort in all welding positions.

Air cooled MB EVO PRO welding torches feature the reduced weight "BIKOX® LW" cable assembly, for even better handling and scientifically proven reduced operator fatigue, in all welding positions. Improved handling and reduced strain have further been shown to have a measurable impact on weld seam quality.

MB EVO PRO torches offer the best performance to weight ratio of any comparable torch on the market.

- Low weight BIKOX® (LW) – offering weight reduction of up to 34%
- Genuine two-component handle – robust and ergonomic
- Optimum trigger position and tapered handle design – for precise predictable handling
- Unique internal geometry for air cooled torches – enabling a cooler grip with maximum mechanical strength
- Proven "MB" wear parts – for long, economic service life
- Robust, optimised central connector



### MB EVO PRO 24

#### Technical data (EN 60 974-7):

Rating: 250 A CO<sub>2</sub>  
220 A Mixed Gases M21 (DIN EN ISO 14175)

Duty cycle: 60%

Wire size: 0.8 – 1.2 mm

### MB EVO PRO 26

#### Technical data (EN 60 974-7):

Rating: 270 A CO<sub>2</sub>  
240 A Mixed Gases M21 (DIN EN ISO 14175)

Duty cycle: 60%

Wire size: 0.8 – 1.2 mm

### MB EVO PRO 36

#### Technical data (EN 60 974-7):

Rating: 320 A CO<sub>2</sub>  
290 A Mixed Gases M21 (DIN EN ISO 14175)


Duty cycle: 60%

Wire size: 0.8 – 1.2 mm

Torch complete Type	Handle	Part-No.			Swan neck	
		3 m	4 m	5 m	Type	Part-No.
MB EVO PRO 24	Type "MB EVO PRO"	012.0371.1	012.0372.1	012.0373.1	50°	012.0374.1
MB EVO PRO 26	Type "MB EVO PRO"	018.0211.1	018.0212.1	018.0213.1	50°	018.0214.1
MB EVO PRO 36	Type "MB EVO PRO"	014.0529.1	014.0530.1	014.0531.1	50°	014.0518.1

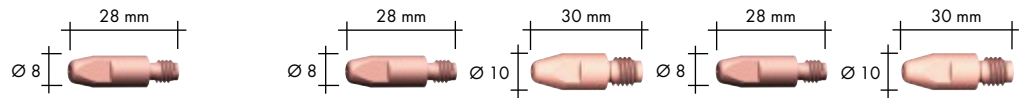
# MB EVO PRO 24, MB EVO PRO 26, MB EVO PRO 36

## Wear parts



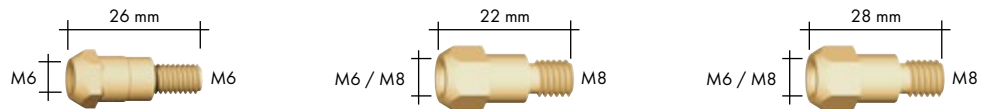
## Gas nozzle (10 pcs.)

	Ø A		Ø B		Ø C	
Cylindrical	Ø 17	145.0047	Ø 20	145.0051	Ø 19	145.0045
Conical	Ø 12.5	145.0080 <sup>1</sup>	Ø 16	145.0085 <sup>2</sup>	Ø 16	145.0078 <sup>3</sup>
Tapered	Ø 10	145.0128	Ø 14	145.0132	Ø 12	145.0126



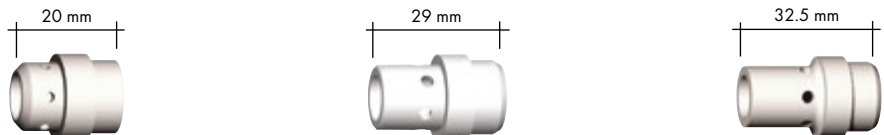
## Contact tip (10 pcs.)

		M6	M6	M8	M6	M8
E-Cu	Ø 0.8	140.0051	140.0051	140.0114	140.0051	140.0114
	Ø 1.0	140.0242	140.0242	140.0313	140.0242	140.0313
	Ø 1.2	140.0379	140.0379	140.0442	140.0379	140.0442
E-Cu for Al	Ø 0.8	141.0001	141.0001	141.0003	141.0001	141.0003
	Ø 1.0	141.0006	141.0006	141.0008	141.0006	141.0008
	Ø 1.2	141.0010	141.0010	141.0015	141.0010	141.0015
CuCrZr	Ø 0.8	140.0054	140.0054	140.0117	140.0054	140.0117
	Ø 1.0	140.0245 <sup>1</sup>	140.0245 <sup>2</sup>	140.0316	140.0245	140.0316
	Ø 1.2	140.0382	140.0382	140.0445	140.0382	140.0445 <sup>3</sup>



## Contact tip holder (10 pcs.)

M6	142.0003 <sup>1</sup>	142.0007 <sup>2</sup>	142.0005
M8	-	142.0082	142.0020 <sup>3</sup>



## Gas diffuser (10 pcs.)

Standard	012.0183 <sup>1</sup>	018.0116 <sup>2</sup>	014.0261 <sup>3</sup>
Long life	-	-	014.0026
Ceramic	-	018.0141	014.0023

Liner		for 3 m	for 4 m	for 5 m
Liner	Ø 0.8	124.0011	124.0012	124.0015
	Ø 1.0	124.0026 <sup>1, 2</sup>	124.0031 <sup>1, 2</sup>	124.0035 <sup>1, 2</sup>
	Ø 1.2	124.0026 <sup>3</sup>	124.0031 <sup>3</sup>	124.0035 <sup>3</sup>
PTFE liner	Ø 0.8	126.0005	126.0008	126.0011
	Ø 1.0	126.0021	126.0026	126.0028
	Ø 1.2	126.0021	126.0026	126.0028
Carbon PTFE liner	Ø 0.8	127.0002	127.0003	127.0004
	Ø 1.0	127.0005	127.0007	127.0008
	Ø 1.2	127.0005	127.0007	127.0008

<sup>1</sup> Included in the standard equipment for complete torches MB EVO PRO 24.

<sup>2</sup> Included in the standard equipment for complete torches MB EVO PRO 26.

<sup>3</sup> Included in the standard equipment for complete torches MB EVO PRO 36.

# MIG/MAG Welding Torches "MB EVO PRO" liquid cooled

## Rating 300 A up to 575 A

The MB EVO PRO torch series represents a totally new concept in welding torch design, form and function. Unique ergonomics, following extensive research, provide a greater sense of control, enabling the welder to feel as "one" with his torch. The trigger position, trigger design and ball joint construction guarantee optimum balance and comfort in all welding positions.

The appeal of liquid cooled MB EVO PRO torches is further enhanced due to the redesigned cooling concept and selected material combination. Improved front end cooling increases wear part service life and realises extra performance reserves, enabling welding at higher power outputs.

- Highest quality "MB" wear parts combined with optimised torch cooling – for maximum service life
- Genuine two-component handle – robust and ergonomic
- Optimum trigger position and tapered handle design – for precise predictable handling
- Simplified constructions eases repair through the provision of greater space for maintenance
- High performance hoses with a special protective fabric – enhancing flexibility and comfort
- Robust, optimised central connector with protected hose guide



### MB EVO PRO 240 D

#### Technical data (EN 60 974-7):

Rating: 325 A CO<sub>2</sub>  
300 A Mixed Gases M21 (DIN EN ISO 14175)

Duty cycle: 100%

Wire size: 0.8 – 1.2 mm

### MB EVO PRO 401 D / MB EVO PRO 401

#### Technical data (EN 60 974-7):

Rating: 450 A / 475 A CO<sub>2</sub>  
400 A / 425 A Mixed Gases M21 (DIN EN ISO 14175)

Duty cycle: 100%

Wire size: 0.8 – 1.2 mm

### MB EVO PRO 501 D / MB EVO PRO 501

#### Technical data (EN 60 974-7):

Rating: 550 A / 575 A CO<sub>2</sub>  
500 A / 525 A Mixed Gases M21 (DIN EN ISO 14175)

Duty cycle: 100%


Wire size: 1.0 – 1.6 mm

Torch complete Type	Handle	3 m	Part-No.			Swan neck	
			4 m	5 m	Type	Part-No.	
MB EVO PRO 240 D	Type "MB EVO PRO"	023.0319.1	023.0320.1	023.0321.1	50°	023.0316.1	
MB EVO PRO 401 D	Type "MB EVO PRO"	033.0384.1	033.0385.1	033.0386.1	50°	033.0378.1	
MB EVO PRO 401	Type "MB EVO PRO"	030.0244.1	030.0245.1	030.0246.1	50°	030.0242.1	
MB EVO PRO 501 D	Type "MB EVO PRO"	034.0862.1	034.0863.1	034.0864.1	50°	034.0856.1	
MB EVO PRO 501	Type "MB EVO PRO"	032.0269.1	032.0270.1	032.0271.1	50°	032.0267.1	

**Note for liquid cooled torches:** To protect cable assembly components from excessive heat build up we recommend a post welding cooling cycle of at least four minutes.

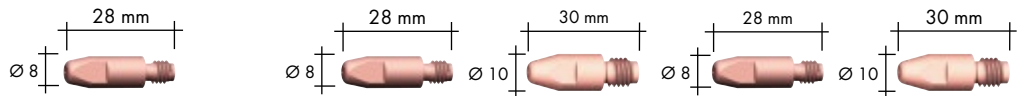
# MB EVO PRO 240, MB EVO PRO 401 / 501

## Wear parts



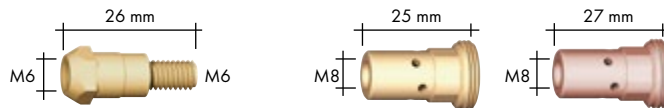
## Gas nozzle (10 pcs.)

	Ø A		Ø B		Ø C	
Cylindrical	Ø 17	145.0047	Ø 20	145.0051	Ø 20	145.0051
Conical	Ø 12.5	145.0080 <sup>1</sup>	Ø 16	145.0085 <sup>2</sup>	Ø 16	145.0085 <sup>3</sup>
Tapered	Ø 10	145.0128	Ø 14	145.0132	Ø 14	145.0132



## Contact tip (10 pcs.)

		M6	M6	M8	M6	M8
E-Cu	Ø 0.8	140.0051	140.0051	140.0114	140.0051	140.0114
	Ø 1.0	140.0242	140.0242	140.0313	140.0242	140.0313
	Ø 1.2	140.0379	140.0379	140.0442	140.0379	140.0442
	Ø 1.6	-	140.0555	140.0587	140.0555	140.0587
E-Cu for Al	Ø 0.8	141.0001	141.0001	141.0003	141.0001	141.0003
	Ø 1.0	141.0006	141.0006	141.0008	141.0006	141.0008
	Ø 1.2	141.0010	141.0010	141.0015	141.0010	141.0015
	Ø 1.6	-	141.0020	141.0022	141.0020	141.0022
CuCrZr	Ø 0.8	140.0054	140.0054	140.0117	140.0054	140.0117
	Ø 1.0	140.0245 <sup>1</sup>	140.0245	140.0316	140.0245	140.0316
	Ø 1.2	140.0382	140.0382	140.0445 <sup>2</sup>	140.0382	140.0445 <sup>3</sup>
	Ø 1.6	-	140.0558	140.0590	140.0558	140.0590



## Contact tip holder (10 pcs.)

M6	142.0003 <sup>1</sup>	142.0008	-	-
M8	-	142.0022	142.0201.10 <sup>2</sup>	-



## Gas diffuser (10 pcs.)

Standard	012.0183 <sup>1</sup>	030.0145 <sup>2</sup>	030.0145 <sup>3</sup>
Long life	-	030.0037	030.0037
Ceramic	-	030.0190	030.0190

Liner		for 3 m			for 4 m			for 5 m					
		Ø 0.8	Ø 1.0	Ø 1.2	Ø 1.6	Ø 0.8	Ø 1.0	Ø 1.2	Ø 1.6	Ø 0.8	Ø 1.0	Ø 1.2	Ø 1.6
Liner	Ø 0.8	124.0137	124.0138	124.0139	124.0137	124.0138	124.0139	124.0137	124.0138	124.0139	124.0137	124.0138	124.0139
	Ø 1.0	124.0111 <sup>1</sup>	124.0112 <sup>1</sup>	124.0113 <sup>1</sup>	124.0111 <sup>1</sup>	124.0112 <sup>1</sup>	124.0113 <sup>1</sup>	124.0111 <sup>1</sup>	124.0112 <sup>1</sup>	124.0113 <sup>1</sup>	124.0111 <sup>1</sup>	124.0112 <sup>1</sup>	124.0113 <sup>1</sup>
	Ø 1.2	124.0111 <sup>2,3</sup>	124.0112 <sup>2,3</sup>	124.0113 <sup>2,3</sup>	124.0111 <sup>2,3</sup>	124.0112 <sup>2,3</sup>	124.0113 <sup>2,3</sup>	124.0111 <sup>2,3</sup>	124.0112 <sup>2,3</sup>	124.0113 <sup>2,3</sup>	124.0111 <sup>2,3</sup>	124.0112 <sup>2,3</sup>	124.0113 <sup>2,3</sup>
	Ø 1.6	124.0114	124.0115	124.0116	124.0114	124.0115	124.0116	124.0114	124.0115	124.0116	124.0114	124.0115	124.0116
PTFE liner	Ø 0.8	126.0005	126.0008	126.0011	126.0005	126.0008	126.0011	126.0005	126.0008	126.0011	126.0005	126.0008	126.0011
	Ø 1.0	126.0021	126.0026	126.0028	126.0021	126.0026	126.0028	126.0021	126.0026	126.0028	126.0021	126.0026	126.0028
	Ø 1.2	126.0021	126.0026	126.0028	126.0021	126.0026	126.0028	126.0021	126.0026	126.0028	126.0021	126.0026	126.0028
	Ø 1.6	126.0039	126.0042	126.0045	126.0039	126.0042	126.0045	126.0039	126.0042	126.0045	126.0039	126.0042	126.0045
Carbon PTFE liner	Ø 0.8	127.0002	127.0003	127.0004	127.0002	127.0003	127.0004	127.0002	127.0003	127.0004	127.0002	127.0003	127.0004
	Ø 1.0	127.0005	127.0007	127.0008	127.0005	127.0007	127.0008	127.0005	127.0007	127.0008	127.0005	127.0007	127.0008
	Ø 1.2	127.0005	127.0007	127.0008	127.0005	127.0007	127.0008	127.0005	127.0007	127.0008	127.0005	127.0007	127.0008
	Ø 1.6	127.0010	127.0012	127.0013	127.0010	127.0012	127.0013	127.0010	127.0012	127.0013	127.0010	127.0012	127.0013

<sup>1</sup> Included in the standard equipment for complete torches MB EVO PRO 240 D.

<sup>2</sup> Included in the standard equipment for complete torches MB EVO PRO 401 D / 501 D.

<sup>3</sup> Included in the standard equipment for complete torches MB EVO PRO 401 / 501.



Alexander Binzel Schweisstechnik GmbH & Co. KG  
P.O. Box 10 01 53 · 35331 Gießen · GERMANY  
☎ +49 (0) 64 08 / 59-0  
☎ +49 (0) 64 08 / 59-191  
✉ info@binzel-abicor.com

[www.binzel-abicor.com](http://www.binzel-abicor.com)